

2020



# GRAS (Government Receipt Accounting System)

UnRegistered User Module  
(Search challan)

**DIRECTORATE OF ACCOUNTS AND TREASURIES,  
FINANCE DEPARTMENT, GOVERNMENT OF  
MANIPUR**

**OCTOBER 2020**

## Search and Verification of Challan (Only for Unregistered Users)

- ❖ This option is used to search challan and get the print of challan Only for unregistered users.
- ❖ This option can be accessed from homepage(fig 1.1) by clicking “Search challan” option.

Fig 1.1

The screenshot shows the GRAS homepage with a green header bar containing navigation links and accessibility options. The main content area features a 'Users Login' form on the left and four service tiles on the right. The 'Search Challan' tile is circled in red. Below the main content are sections for 'Available Banks in GRAS', 'Available Cards & Banks for SBI e-Pay', 'Information About GRAS', and 'Department Wise Tax Payment'. At the bottom, there is a 'GRAS Receipt Graph' with a bar and pie chart, and a 'User Guide' section with links to various payment and search instructions.

**Users Login**

User Name:

Password:

Image Text: RF Mu 7 x

Input Image Text:

Login

Forgot Password

**Pay Without Registration**  
Useful for users who pays taxes less frequently.

**New User Registration**  
Useful to keep track on history of transactions, easy Challan search facility.

**Search Challan**  
Useful to search Challan which is created using Pay Without Registration option.

**Departments**  
Useful to see list of all departments giving facility for ePayment.

**Available Banks in GRAS**

Available Cards & Banks for SBI e-Pay: ards, MasterCard, VISA, AMERICAN EXPRESS, Net Banking, Citibank Online Bank, CIB, City Union Bank, LTD.

(Charges Applicable) \* Service for SBI e-Pay Successful Challans will be given on T+2 basis.

**Information About GRAS**

Finance Department (FD), Government of Manipur, has decided to receive payments electronically. e-payment is a mode of payment in addition to the conventional methods of payment offered by the Government of Manipur. The acceptance of on-line payment of Manipur State's Taxes through the internet portals of various banks have been developed, without having any implication on the existing procedure of the executive and accounting agencies of the Department. To avail of this facility the taxpayer is required to have a net-banking account with any of the banks listed by the government on this site.

**Department Wise Tax Payment**

**GRAS Receipt Graph**

Month	Receipt (in Crores)
April	1800
May	1800
June	1800
July	1800
August	1800
September	1800
October	2200
November	1800
December	1800
Others	1800


**User Guide** | **GRAS Circular & Related GR** | **Download Links**

- » How to pay without Registration : e-Payment
- » How to pay without Registration : Across Bank Counter Payment
- » How to Search & verify Challan : Unregistered users
- » How to Pay with Registered User : e-Payment
- » How to Pay with Registered User : Across Bank Counter Payment
- » How to Search & verify Challan : Registered users

## Search Challan Page

Fig 1.2

Back To Home





**GRAS** Government Receipt Accounting System

Cyber Treasury, Directorate of Accounts & Treasuries  
Finance Department, Government of Manipur

### Search Challan (only for Unregistered Users)

Fields marked with (\*) are mandatory.

Department *	<input type="text" value="Select One"/>		
District/Treasury *	<input type="text" value="Select One"/>	Bank *	<input type="text" value="Select"/>
Amount *	<input type="text"/>	GRN	<input type="text"/>
CIN	<input type="text"/>		
<b>Note :-</b> Please enter either GRN or Bank CIN			
Image Text		Input Image Text *	<input type="text"/>



[cyber-treasury@manipur.gov.in](mailto:cyber-treasury@manipur.gov.in)  
Last Reviewed and Updated on 15 October 2020.  
Server : .16

➤ [\*] Sign indicates that field is mandatory to enter or to select.

### Process:

To search challan, the users have to fill the following fields -

- ❖ Department- Select Department printed on challan from the dropdown list.
- ❖ District/Treasury - Select the District/Treasury printed on challan from the dropdown list.
- ❖ Bank – Select Bank printed on challan from the dropdown list.
- ❖ Amount – Enter the Amount of challan.

## GRAS (Government Receipt Accounting System)

Note:

User gets the challan details only when user knows either one option from following options:

### 1. **GRN No :**

User must know the GRN Government Reference Number (GRN) generated on the Challan to uniquely identify the payment to be made by the user. (18 digit GRN generated is properly noted and saved)

(OR)

### 2. **Bank CIN:**

User gets bank CIN No. of that respective bank after the successful completion of the transaction. CIN (Challan Identification Number) is generated as an acknowledgement for payment made online. If user does not remember CIN then please check it in respective bank transaction by login net banking account of respective bank.

(OR)

### 3. **Bank PRN:**

User gets bank Payment Reference No. of that respective bank. If user does not remember PRN then please check it in respective bank by login net banking account of respective bank.

## GRAS (Government Receipt Accounting System)

After the mandatory fields are filled, click on “Search Button” to get the details of challan. If GRAS site has not received Bank CIN from Bank, then the user will not be able to view the challan and following screen will appear (fig1.3)

Fig 1.3

164.100.122.143 says  
Record Not Found

Back To Home  
Cyber Treasury, Directorate of Accounts & Treasuries  
Finance Department, Government of Manipur

### Search Challan (only for Unregistered Users)

Fields marked with (\*) are mandatory.

Department *	Department of Taxes		
District/Treasury *	Imphal West Treasury	Bank *	SBI EPAY
Amount *	1	GRN	MN000004145202021E
CIN			

Note :- Please enter either GRN or Bank CIN

Image Text: **F e T Y 7 p**    Input Image Text \*

[Search](#)

In case of successful payment (i.e. Customer account debited in bank but Bank CIN not updated on GRAS site), please update the bank CIN by clicking on “Verify”. Click on “Verify” link from ( fig1.3)

Back To Home  
Cyber Treasury, Directorate of Accounts & Treasuries  
Finance Department, Government of Manipur

### Search Challan (only for Unregistered Users)

Fields marked with (\*) are mandatory.

Department *	Department of Taxes		
District/Treasury *	Imphal West Treasury	Bank *	SBI EPAY
Amount *	1	GRN	MN000004011202021P
CIN			

Note :- Please enter either GRN or Bank CIN

Image Text: **6 b a 6 x y**    Input Image Text \*

[Search](#)

GRN	Party Name	Amount	Payment verification with bank
MN000004011202021P	NINGOMBAM DAMODAR SINGH	1.00	Successful

Note:- Click on GRN/Challan No. to view the challan

# GRAS (Government Receipt Accounting System)

## Verification Response


GRN VERIFICATION RESPONSE FOR :: STATE BANK OF INDIA					
GRN	Bank CIN No.	Bank Reference No.	Bank TimeStamp	Status	Amount
MH004398988201415E	00040572014121121514	IK64367572	11-12-2014 11:01:15	Success	1.00

Again follow the same process of search challan(refer above process page no.1)

Click on “search button” user will get screen (fig1.6)

Fig1.6 (Verified CIN No. Screen)

[Back To Home](#)



**GRAS** Government Receipt Accounting System

*Cyber Treasury, Directorate of Accounts & Treasuries  
Finance Department, Government of Manipur*

### Search Challan (only for Unregistered Users)

Fields marked with (\*) are mandatory.

Department *	Department of Taxes		
District/Treasury *	Imphal West Treasury	Bank *	SBI EPAY
Amount *	1	GRN	MN000004011202021P
CIN			

Note :- Please enter either GRN or Bank CIN

Image Text	6 b a 6 x y	Input Image Text *	
------------	-------------	--------------------	--

GRN	Party Name	Amount	Payment verification with bank
MN000004011202021P	NINGOMBAM DAMODAR SINGH	1.00	Successful

Note:- Click on GRN/Challan No. to view the challan

.....

If GRAS site receive the Bank CIN from Bank site, then Payment verification with bank is shown as “Verified” and user can click on GRN No. to view the challan.

GRAS (Government Receipt Accounting System)

Click on GRN No. user will get screen fig (1.7)

GRN		BARCODE		Date	Form ID
MN000004011202021P		[Barcode]		13/10/2020-12:44:07	TR6
<b>Department</b> Department of Taxes Professional Taxes <b>Type of Payment</b> Taxes on Profession, Trades, Callings			<b>Payer Details</b> TAX ID / TAN (If Any) PAN No.(If Applicable)		
<b>Office Name</b> HQ IMPHAL <b>Location</b> Imphal West Treasury			<b>Full Name</b> NINGOMBAM DAMODAR SINGH		
<b>Year</b> 2020-2021 From 01/04/2020 To 31/03/2021			<b>Flat/Block No.</b>		
<b>Account Head Details</b>		<b>Amount In Rs.</b>	<b>Premises/Building</b>		
0028001070000 Amount of Tax		1.00	<b>Road/Street</b>		
			<b>Area/Locality</b> IMPHAL WEST		
			<b>Town/City/District</b>		
			<b>PIN</b>		
			<b>Remarks (If Any)</b>		
			<b>Amount In</b> One Rupees Only		
<b>Total</b>		1.00	<b>Words</b>		
<b>Payment Details</b> SBI EPAY			<b>FOR USE IN RECEIVING BANK</b>		
<b>Cheque-DD Details</b>			<b>Bank CIN</b>	<b>Ref. No.</b> null	1676147415201
<b>Cheque/DD No.</b>		<b>Bank Date</b>	<b>RBI Date</b>	13/10/2020-12:54:58	Not Verified with RBI
<b>Name of Bank</b>		<b>Bank-Branch</b>		SBI EPAY	
<b>Name of Branch</b>		<b>Scroll No. , Date</b>		Not Verified with Scroll	
Department ID :			Mobile No. : 9436048925		